

4x4action >



> PRODUCT RELEASES

Canopies for Triton/L200, Sahara bumpers for Holden Colorado and Ford Ranger, new recovery items & more

> GIVEAWAYS

Enter our recovery competition to win a new recovery kit and find out who's the lucky winner of the ARB Fridge Freezer

> LATEST NEWS

The full report on the annual ARB Dealer Conference is included as well as an update on Pat Callinan's 4x4 Adventures

> FEATURES

Plenty of interesting editorial articles to read including Round Oz on a Shoestring and Aussies in Africa



10

Pat Callinan's 4X4 Adventures

Awesome four wheeling, stunning scenery and a pig that drinks beer. Matt Frost discovers the many facets of Tasmania when he joins Pat Callinan and the crew on the last leg of their film shoot for series two of Pat Callinan's 4X4 Adventures. Check out what they got up to on page 32.>>

> HIGHLIGHTS

New Sahara Bumpers	4
ARB Dealer Conference	6
Win an ARB Recovery Kit	10
Ask ARB	12
OME News	15
Bushranger Update	18
ARB Kids	20
Calendar of Events	22
Fridge Freezer Competition Results	28
Pat Callinan's 4X4 Adventures	32
Drive 4 Life	40

Editor: Debbie Kaye

Contributors: Candice Baker, Matt Frost, Syd Groves, Mark Lowry, Simon Christie, Neil Cocks, Norm Needham, Luke Watson, Dylan Wilson

Graphic design: Vanzella Graphic Design

Photography: Offroad Images

Pre-press: Splitting Image

Printing: Offset Alpine



ARB Snapshot

One of the real privileges of running ARB's marketing department is that I've been fortunate to meet some great people over the years. It makes sense when you think about it. 4WD enthusiasts tend to be people who have a sense of adventure, so it stands to reason that they'll have some good yarns to tell.

Late last year, I came across Crikey Dave, a long time four wheeler and customer of ARB. Crikey runs a wildlife rescue operation of which ARB is a supporter. Recently he came out to my place to rescue an orphaned baby possum. The little fella lost his mother and was screaming his head off, much to the distress of the kids. By nightfall, two Powerful Owls were on the scene, and with the resident two Rotties and a cat, little Possey's (my four year old son came up with the name) chances weren't looking too good. Whilst the temptation was there to let nature take its course and leave Possey to the owls, the kids didn't approve of that plan of action, so I gave Crikey a call. Within an hour he was up the tree and Possey was safely bagged in a pouch. Crikey had an extremely busy year in 2009, taking four months off work to care for sick and injured animals following the Black Saturday bushfires. In this issue of ARB 4x4 Action, we introduce you to him and take a look at some of the fantastic work he has been doing.

Another bloke who's always great to hang out with is Pat Callinan. Pat's second TV series is airing on the Ten/Southern Cross Ten networks from January, and I was fortunate enough to join the crew for a couple of weeks in Tasmania. The whole series has been filmed in some spectacular locations, and is sure to give inspiration and ideas for your next off road adventure.

I've had some fun nights around the campfire with Simon and Miranda Christie over the years, and it's been great to see their TV show, 4wd TV, grow and grow in popularity. We've got an overview in this newsletter on what they have been up to lately, and an update of what they've got planned for this year.

Good preparation is an essential part of any successful off road expedition, so there are plenty of great products in this newsletter to help with this. In particular, our new Premium Recovery Kit is something that belongs in the back of every 4WD. We've grabbed a selection of some of our most popular recovery gear and packaged it at a very attractive price. A number of items in the kit are designed to be used with a winch, but are well worth carrying even if you don't own one. There are numerous recovery situations where a vehicle to vehicle snatch recovery is not an option. If you don't have a winch, chances are sooner or later someone will turn up who does. You'll generally find that fellow 4wheelers are much happier to assist with a recovery operation if you can supply most of the appropriate equipment.

2010 is set to be another big year in the off road world. With the recent release of several new vehicle models, our engineering team has lots of new products in the pipeline. We're also re-visiting the accessories for some older models, and have a number of major generic product launches planned. Rest assured, if you want to get out and get your fourby dirty, we'll do everything we can to help.

Happy 4wheeling!

- **Matt Frost**, Marketing Manager, ARB 4x4 Accessories

action



ARB Premium Recovery Kit

Incorporating high quality products from ARB's recovery equipment range, the new Premium Recovery Kit from ARB is essential when venturing off road. With all components packaged ready to go in a handy carton, the recovery kit is suitable for a variety of off road situations when you need to extract you or your mates out of trouble.

The complete kit includes:

- 8000kg snatch strap: specifically designed to stretch under load for effective vehicle to vehicle recovery
 - 4500kg winch extension strap: lightweight additional length for your winch cable
 - 12,000kg tree trunk protector: reduces the risk of ring barking and protects equipment from damage
 - 9000kg snatch block: enables you to retrieve loads that are double a winch's capacity by reducing the load on the winch by half
 - Recovery damper: competition rated to significantly reduce recoil in the event of a cable or strap failure
- Bow shackles: two durable 4.75t bow shackles are essential for any recovery kit
 - Gloves: durable leather material to protect your hands when it's time to get dirty

The above items all come contained in an ARB Winch Pack, ARB's larger style recovery bag that is manufactured from heavy duty and water resistant material. With its integrated side pockets and carry handle, the Winch Pack will keep your contents protected, is easy to transport, and ensures you can always find what you're looking for.

These components are available as a kit or separately from ARB stores around the world, along with a broad selection of other handy recovery items. Individual requirements will determine what supplementary parts will suit your needs, so have a chat to your local ARB storeperson for more information.

Part no: RK9



New Sahara Bumpers for Holden/ Chev Colorado and Ford Ranger

In recent months, ARB has released Sahara bumpers for the latest model Holden Colorado and Ford Ranger. Stylish and practical, these bumpers will provide an enormous amount of frontal protection and introduce an alternative to the traditional deluxe bar design.

There should be no compromise on quality when purchasing a bull bar for a vehicle that is used in Outback and off road situations. All ARB bars are designed specifically to suit their respective vehicles and built tough to survive in harsh Australian conditions, and these new Sahara models are no different. Each utilises a SRS compatible mounting system that ensures the ultimate in protection while maintaining air bag functionality for emergency situations.

ARB Sahara bumpers incorporate multi fold, upswept wings for maximum durability and approach angle and a split pan which also helps to increase strength and facilitates additional airflow to the engine. Integrated indicators and optional fog lights are recessed to help

protect these vulnerable components, and for extra functionality, two aerial mounts are located on the top surface of the wings.

Winch compatible, these new bumpers will accommodate a number of Warn models to ensure that off road enthusiasts can be fully prepared for a vehicle recovery. Additional features also include tow points as well as twin Hi-Lift jacking points located in the centre pan.

Available both with or without the polished centre tube, Sahara bumpers for the Holden Colorado and Ford Ranger come in ARB's standard millennium grey powder coat and can be colour coded to suit individual applications. Vehicle owners should drop into their local stockist to find out more information about these products and the full range of accessories available.

Holden Colorado bumper > Part no: 3948010

Ford Ranger bumper > Part no: 3940040

Buffer kit with hole > Part no: 5100020

Buffer kit without hole > Part no: 5100030

Holden Colorado polished centre tube > Part no: 5148010

Ford Ranger polished centre tube > Part no: 5140010

Fog light kit > Part no: 6821201

ARB Air Chucks



> Inflator with gauge



> Push-on air chuck



> 45° angle air chuck with clip

ARB is pleased to announce the release of a range of air chucks purpose-built to suit ARB's award winning range of air compressors. The result of substantial research and testing, the new range includes two durable air chucks and an inflator with gauge, each designed to add even greater versatility to your compressor.

A common irritant among owners of air compressors is the guesswork required during inflation. The ARB inflator with gauge addresses this issue by combining a clip on chuck with a quality, in-line gauge. Featuring an easy to read dial with dual scale PSI/bar increments and fully geared precision movement, the ARB inflator is designed for quick and accurate tyre inflation. The inflator also incorporates a protective rubber gauge guard and quality bronze Bourdon Tube design for added durability. A 330mm stainless braided flexible hose allows easy use of the gauge at any angle, while an air bleed button is included for controlled deflation.

For applications where long reach is required, such as with Beadlocks, split rims and dual truck rims, the ARB push-on

air chuck makes access simple and stress free. Featuring a dual chuck for valve access on split rims, the push-on chuck is nickel plated for corrosion protection and incorporates an easy-grip rubber sleeve handle.

And for even more functionality, ARB has also released an air chuck with clip for applications where an angled chuck is required, such as small wheels and motorcycle rims. The ARB air chuck with clip features heavy duty nickel plated brass and steel construction for long lasting reliability.

All three products are designed to suit ARB compressor lines and incorporate an internal air shut off valve. Coming with a two year warranty, each air chuck also features the US standard male air fitting, or can alternatively have the fitting removed and then retrofitted with any air fitting using ¼ NPT thread.

Inflator with gauge > Part no: ARB605

Push-on air chuck > Part no: ARB606

Air chuck with clip > Part no: ARB607

Oxfam Trailwalker Challenge

Oxfam is an international organisation that has been working with communities for more than 50 years to provide those in poverty-stricken areas with the skills and resources they need to survive. Over the last few years, some of the ARB staff have been involved with Oxfam, participating in the gruelling 100km Oxfam Trailwalker Challenge to help raise badly-needed funds.

In the Challenge, teams of four gather to walk a very demanding 100km stretch, up and down steep inclines and over differing terrain in a 48 hour period. Many teams only stop for very short rest periods and don't get any sleep, making it an extremely challenging event, both physically and mentally.

In 2010, ARB has two teams participating: ARB On Track and ARB Off Road. With fundraising targets of more than \$3000 each, which they are already on their way to achieving, both teams have also set time goals to conquer. Training has begun in a number of places, one of the most popular being the tough walking tracks of Mt Dandenong, which is located near ARB's head office in Melbourne.



We wish both teams at ARB all the best with their training, money-raising and the actual event in mid-April. If you would like to make a donation to the teams or simply keep up to date with their progress, visit the website:

- www2.oxfam.org.au/trailwalker/Melbourne/team/133
- www2.oxfam.org.au/trailwalker/Melbourne/team/187

Following the completion of the 2010 Oxfam Trailwalker Challenge, a full report will be featured in the Winter 2010 newsletter.



> Gathered together for the formal part of the weekend

ARB Dealer Conference

Last September, the annual ARB Dealer Conference saw ARB store owners and managers from around Australia congregate upon Broken Hill for a weekend of work and play. As well as catching up on the news from around the country, they also tested out their vehicles and 4WD skills against one another in some good-natured competition. Not only was it a successful event enjoyed by everyone, but over the course of the weekend they raised a total of \$4310 for the Royal Flying Doctor Service. Here, Mark Lowry brings us an insider's report on what went on.


ARB Outback Adventure 2009

Each year around October/November, ARB head office hosts a national sales conference for their corporate and non corporate ARB named stores. Managers from all over the country converge on Melbourne for two days of updates on how the business has fared for the previous 12 months, new product innovations, engineering updates and general accessory information. It's also a chance to catch up with other store owners and managers.

This year, Kim Elliott, ARB's national sales manager, decided it was time to change the itinerary a little and move the venue from Melbourne to the Outback NSW town of Broken Hill. The itinerary was to include a night of the usual conference content, followed by a day of brain teasing Outback driving and navigation in a team event that pitched state against state, culminating with an Outback meal at a historic homestead that would rival any restaurant in the city. To finish up the weekend, a guided tour of one of Broken Hill's oldest mines was organised followed by an awards presentation dinner.



> Company director, Andy Brown



> Air Locker design engineer, Daniel Bongard

The event started with guests arriving at Mulberry Vale, a homestead on the Menindee road 5km east of the town centre. Mulberry Vale caters for all sorts of functions from conferences to weddings, and the unique Outback gallery set the atmosphere for what was to be an exciting weekend.

The conference kicked off with presentations from ARB directors Roger and Andy Brown, followed by product presentations from Greg Milton, marketing manager Matt Frost, OME's Syd Groves and Stuart Fooks, Air Locker design engineer Daniel Bongard, designer of the ARB Fridge Freezer James Luke, and canopy product manager Rob Puts.



> National sales manager, Kim Elliott



> Marketing manager, Matt Frost



> Tri State Safaris cooked up a storm





> Roger Brown presents an award to Damien Hammet from ARB Launceston



> Jess Bailey from ARB Richmond



> Roger Vickery from ARB Nundah



> Michael Davis from ARB Regency Park

Dinner was prepared by the award winning Tri State Safaris. Their expertise in Outback tours and reputation for preparing exquisite meals in the middle of nowhere had been called upon by ARB many times before.

Following dinner was an awards presentation highlighting the achievements of state offices and individual stores. With only a few hours of conference etiquette, it wasn't long before the crews were relaxed and talking amongst themselves about what the following day's competition would have in store for them.



> Plenty of laughs were had over the course of the weekend



> Paul Anderson & Kerry Ling jumping for joy

Saturday was to be an early start with a big breakfast served by the crew from Tri State Safaris at 7am. Teams were given their navigational notes at 8am with a start time of 8:30. After an initial briefing the teams got to work on calculating their stage one navigational points, which required them to find four landmarks within 4km of the city centre. At each point they were to answer a question which would accumulate to give them a fifth location (ARB's Broken Hill distributor Silver City 4WD) where they could collect their stage two notes. But it wasn't long before a number of teams found themselves geographically embarrassed and requiring help from the

marshals to get them back on track... an unchecked error in the competition notes didn't help either...

Stage two saw teams heading north to the historic station property of Mt Gipps. Mt Gipps is a working sheep and cattle station that lies on the Corona road north of Broken Hill. Its history dates back to the 1860s when it was one of the first properties settled west of the Darling River. Cattle magnate Sidney Kidman worked the property as a young man and in 1883, Charles Rasp, a boundary rider working on the property found one of the richest zinc, lead and silver deposits in the world. He formed a company with six other men called Broken Hill Pty, which we know today as BHP.

Once on the property, teams were required to locate reference points via maps and GPS. At each location there would be a token to collect and questions to answer to achieve points towards a final score. Teams traversed station tracks and creek beds that would take them to abandoned mine workings and stone miners' humpies, past bores and sheep yards and up rocky hills with amazing 360° views of the Barrier Ranges.

One compulsory stage nicknamed Air Locker Hill saw competitors climbing a steep rocky outcrop via a dry water course. A challenging stage that required the use of Air Lockers to get vehicles to the top, competitors then had to find and collect a token before returning to the start/finish gate.



> A well deserved lunch break


A midday stop on a dry creek bed saw the end of stage two and competitors had a chance to discuss the morning's events over a BBQ lunch before moving onto the afternoon's winch and tyre changing stages.



> Greg McDonald from ARB Rockhampton



> Roger Vickery driving the HiLux



> Air Locker design engineer, Daniel Bongard



> Mark Pearson performing a vehicle recovery



> Tony Hendy from ARB Ballarat

At the winching stage, teams were given a safety briefing to ensure spectators kept at a safe distance and that vehicles would not be damaged. This stage consisted of a 700m course that started with a winch wall and meandered through rocky outcrops and over boulders, with a short sprint across the hilltop before descending back down into the finish gate. Vehicles with greater ground clearance performed the best on this stage.

The tyre change stage saw competitors using Hi-Lift jacks, X-Jacks and even the factory bottle jack! Teams were scored on the fastest time for removing a wheel on the vehicle, rolling it around the vehicle once and then refitting it. Timing stopped when the vehicle was back on the ground with the jack stowed safely.

The final stage of the day was a high speed creek bed run over a 2.5km course. Once again teams were scored on the fastest time and this varied greatly as the drivers' skills and vehicles were all quite different.

With the competitive stages finishing at sunset, it was only a short drive to Mt Gipps Homestead where another magnificent meal awaited. Dinner was served in the station's shearing shed where relics of Australia's wool heyday added to the Outback adventure atmosphere.

During the evening, a handcrafted stock whip generously donated by Ron from Outback Whips and Leather in Broken Hill was auctioned off with proceeds going to the Royal Flying Doctor Service. A total of \$1150 was raised which was matched by an equal donation from ARB's company directors.



> Mark Carpenter from ARB Artamon



> Ready for the hungry hordes



> Beautifully presented by Tri State Safaris



> OME engineer Stuart Fooks



> Relaxing after a hard day of challenges



> Roger Vickery from ARB Nundah



> John Forsyth & Geoff Faulkner

The final day of the conference was spent in and around Broken Hill, seeing the sights and visiting the old Daydream mine. Daydream mine was founded in 1881 before the forming of BHP. At its peak the settlement boasted a population of 500 and the area's first smelter works. As nearby Silverton and Broken Hill grew, the settlement dwindled, and all that is left now are the remnants of the miners' stone humpies and a litter of relics. The mine, however, continued working until 1983 when the current lease holder turned it into a tourist mine.



> Some relics from days gone by



> Mike Elliot from ARB Townsville

Wrapping up the ARB Outback Adventure weekend was a presentation dinner at the old Astra Hotel where the winners and place holders of the inaugural challenge were announced. During the event a number of 'fines' were issued by the local highway patrol which resulted in the receivers donating to the Royal Flying Doctor Service. As the fines were announced a number of people came forward to 'dob in' a mate for other fines. The result... a total of \$955 was raised which was again matched by an equal donation from the ARB company directors.



> The winners: (L-R) Geoff Andrew, Mark Carpenter, Emmanuel Kafantaris & Nick Mannell



> Steve Sampson & Mark Pearson

With the national conference over for another year, our ARB managers walked away armed with the latest product and industry information, a new appreciation for dedicated teamwork and a weekend of fun they won't forget for years to come.

WIN

ARB's Premium Recovery Kit



Hi-Lift Jack Accessories

A Hi-Lift jack is an extremely versatile recovery item that can be used to lift, winch, clamp, pull and push. ARB currently has a number of accessories available to use with this product, but has recently introduced a few more to help keep your jack in perfect working order and ensure you get the most out of it.

The new adjustable tube mount allows owners to mount a Hi-Lift jack to any round tube including roof racks, roll bars, tray hoops and ladder racks. Coming in two sizes to cater for different width tubing, they are manufactured from tough aluminium and incorporate stainless steel

hardware. This practical new product is simple to use and requires no drilling for installation.

The new neoprene Hi-Lift jack cover is the ideal way to keep your jack's lifting assembly protected from debris such as mud, dirt and road grime. It is fast drying, machine washable and UV resistant, and has been designed to greatly reduce the amount of contaminants that can accumulate in the working mechanism of the jack. Be aware, however, that periodical checking and servicing of the lifting mechanism is still required for any Hi-Lift jack, no matter where it is stored, to ensure it remains in good working order.

Together, these products, along with other items such as the Off Road Base, Lift Mate and Bumper Lift Kit, will work to increase the functionality of your Hi-Lift jack.

Here at ARB 4x4 Action, we often have people sending in pictures of themselves or their mates bogged, stranded or stuck while out 4WDing. It's always fun to hear about the minor mishaps that occur during 4x4 adventures, and how they're overcome, be it with an item of recovery gear, or a helping hand from another driver!

To coincide with the release of our new recovery kits (check out page 3) and to celebrate all the fun and adventure we experience during a vehicle recovery, we're running a competition.

For your chance to win one of these great new kits, simply send us a picture of when you got in a bit of difficulty out on the tracks and could have done with the help of some recovery gear.

We'll print the winner and some of our other favourites in the next newsletter, and will contact the winner directly. Entries close March 1st, 2009.

Email: marketing@arb.com.au

Post: ARB 4x4 Accessories
Marketing Department
PO Box 105
Kilsyth VIC 3137

Please include your full name, and email address or phone number with your entry. If you want your photos returned, please enclose a stamped, self addressed envelope.

Here's a bit of a taste of what we're looking for. Thanks to these readers who sent their pictures in.



Adjustable tube mount (1-2") > Part no: TM-700
Adjustable tube mount (2-3") > Part no: TM-750
Neoprene cover > Part no: ARB203NJC

WIN!



Congratulations to Jennifer Watterson, who is our portable compressor kit winner for this issue. Everyone else who appears on these pages will receive an ARB Speedy Seal puncture repair kit to reward their efforts.

Win an ARB Portable Compressor


This issue, we're giving away another portable air compressor kit, so here's your chance to win one! Simply write to us and ask us anything you'd like to know about ARB and our products. The letter of the month will be published in the next edition of ARB 4x4 Action, along with our reply. The winner will need to pick up the compressor from their nearest ARB store.

Send your letters (250 words or less) including your address and daytime phone number to:

- > **Post:** ARB 4x4 Accessories Marketing Department PO Box 105 Kilsyth VIC 3137
- > **Email:** marketing@arb.com.au

While we will endeavour to reply to all letters, due to the volume received, it may not always be possible. Please note that all entries for this section are only reviewed on a quarterly basis. Should you have a question that requires a more immediate response, please direct it to sales@arb.com.au. We reserve the right to edit all letters for clarity.

ASK ARB



WINNER!

Dear ARB,

I am the proud lady owner of a Nissan Navara D22 2006 diesel model, my dream 4x4. Upon purchase I ensured that it had a winch bull bar, ARB canopy, long range 120L fuel tank, Safari snorkel and dual battery system. I love my 4x4 driving and I am an active member of the local 4x4 club and avid reader of all things 4x4. Being a lady though can sometimes lead to some misled conversations when dealing with retailers and mechanics. I have a wish list as long as my arm not only for journeys to be completed, but accessories to add to my trusty truck.

I have been reading about the OME suspension and was about to upgrade from the saggy standard Navara suspension when the ads appeared for the Nitro Sport suspension. What is the difference between the Nitro Sport and the standard OME suspension? Also, will this affect the lift of my vehicle?

*Yours truly,
Jennifer Watterson*

Dear Jennifer,
Congratulations on being the proud owner of your well set-up Navara D22. Being a previous owner of the same truck I know you will get many years and kilometres of happy ownership from it.



Our new Nitrocharger Sport is the latest OME development in shock absorber design and represents the next evolutionary step for our ever-reliable and much respected Nitrocharger range of shock absorbers.

The main feature owners have noticed and commented on after having Nitrocharger Sport shocks fitted is the tremendous improvement in ride comfort and handling over all types of road conditions. The ability to soak up harsh and rough roads is nothing but outstanding.

While having OME suspension installed in your Navara with Nitrocharger shocks will definitely improve the handling and ride comfort while increasing the ride height by around 30mm, fitting Nitrocharger Sport shocks will give you the latest technology and even more of an improvement. This is coupled with an extra year of warranty on your Sport shocks backed up by over 120 ARB outlets around Australia.

Keep on enjoying your touring – you can never see too much of our great country.

Syd Groves
(Old Man Emu Product Manager)



Hi,

I have a new extra cab Toyota HiLux and I am considering a suspension upgrade with Old Man Emu. I understand that off road the new suspension will be great, however due to a large amount of time spent on road I am concerned that the ride will become rough. Is this the case? I have a steel tray which is quite heavy and I often carry a reasonable amount of weight. Although I do not do any extreme 4WDing, I do travel a lot on long, corrugated roads and tow a boat, and I'm not very happy with the standard suspension. Do you think OME is the right choice for me?

Thank you,

Aaron Burgess

Aaron, your question is one of the most common concerns people have when changing their suspension and understandably so, because of all the

changes you can make to your 4x4, the suspension is the one you will use every time you go driving.

Get it wrong and you will be reminded of it every time you are behind the wheel. Get it right and driving becomes a pleasure.

What makes OME suspension systems different to our competitors is that we carry out lengthy in-house development programs on all our suspension systems right here in Melbourne. Our team of experienced 4x4 engineers carefully designs a range of springs to cover various loads, and shock absorbers specifically valved to match the springs – this ensures you get the optimum in comfort and handling.

As you would have found with your original suspension, one set of springs and one set of shock absorbers won't do the job well under all the weights and conditions you will put it through. What OME offers is a range of springs to handle the various weights you will be carrying, and a choice of shocks to match. The secret is selecting the right combination that best suits your most common needs and that is where our experienced sales staff will be able to help you.

I can assure you that after 15 years with OME the most frequent comment we get from customers after having one of our suspension systems fitted is "why didn't I do this earlier?"

Best wishes,

Syd Groves (Old Man Emu Product Manager)



Good afternoon,

I went camping with a mate a couple of months ago and in the middle of nowhere we discovered we had destroyed a wheel bearing on our trailer. When we got out for a break and had the usual look over, the trailer showed that the wheel was at an angle and the bearing cap and bearing internals were gone.

Thankfully we had a spare bearing in the tool kit but we didn't have a bearing cap, and we couldn't move without it as all of the dirt and dust would get into the new bearing, turn the grease into a grinding paste and destroy it in no time.

Thankfully the ARB stubby holder was a perfect fit for the stub axle, and with a couple of cable ties it was on and we travelled over 2000km with this in place and it worked a treat.

Thought you might be interested.

Regards,

Andrew

Hi Andrew,

Every holiday season we see them broken on the side of the road and on every Outback trip we see them abandoned in the bush. Trailers are, unfortunately, one

of the most neglected pieces of equipment a 4WDer or for that matter anyone could own.

For months they may sit in a paddock or beside a shed before they are called into service to perform beyond what many of them are designed for. Lacking regular maintenance and servicing of any kind, the most common failure on a trailer is its wheel bearings.

One of the biggest killers of bearings is water ingress and most of the trailer bearing seals on the market perform poorly at best when it comes to keeping water out. Owners who do check their bearings tend to do so before a trip, not after returning from one and it is then that the damage can start. Ingested water may have months to sit and corrode away the bearing surfaces or rust the inner parts of the hub. Next time the bearings turn, rust and other particles can be churned into the grease and do more damage to the bearing. A quick check of a bearing by spinning a wheel and checking the bearing for looseness is no substitute for removing and servicing them properly.

Luckily Andrew, your mate had a spare on hand. Why? Because like many trailer owners he knew it may fail.

Servicing a trailer both before and after a trip is the best way to ensure your holiday will be hassle free. Carrying a spare bearing kit is a great idea, but what if the hub or axle had been badly damaged too? A trailer that loses a wheel can cause the driver of the vehicle to lose control and very quickly put an end to a well earned holiday. Trailers, like the vehicles towing them, should be serviced regularly.

Great use of the stubby cooler too. It can now sit on the mantle with a story to tell.

Mark 'Lowmount' Lowry
(Manager – Product Development & Evaluation)

New ARB Fridge Freezer Accessories

Following the release of a number of accessories tailored to work in conjunction with the ARB Fridge Freezer, including a fridge slide and tie down system, ARB has been working on additional items to make your portable Fridge Freezer even more practical.

Made from durable neoprene and engineered for a perfect fit, the ARB transit bag is a stylish solution for protecting the ARB Fridge Freezer from dents and scratches during your off road travels. A canvas version of this has already been released so this new neoprene product adds an alternative option for fridge owners. With a front pocket for items such as the power cords or instruction booklet, as well as openings for the ARB Fridge Freezer's power cables, the design also incorporates mesh fabric to allow optimum airflow to the compressor.

Another handy item is the introduction of a 12/24V wiring loom. Designed specifically to work with the new ARB Fridge Freezer, this product could also be used to power other 12/24V accessories with a merit type socket. The wiring loom allows you to easily



connect the ARB Fridge Freezer to a designated point in your vehicle, running it directly from a second battery and avoiding utilising the cigarette lighter socket. Coming complete with all the required hardware, the wiring loom kit also includes full instructions for easy DIY installation.

Transit bag > Part no: TBAG47ARBN

Wiring loom > Part no: 10900011

Outback Cooking

A new compact sized Outback cook book, equally at home on a 4x4 trip or around the house, is now available from ARB stores. Beautifully presented by Andrew Dwyer, the book is jam packed with more than 100 mouth watering recipes. It is a must-have for any 4WDer who appreciates a bit of luxury on their off road adventures and likes to cook something a bit more gourmet than snags on the hot plate and baked potatoes in foil.

Magnificent photography by John Hay features throughout this full colour guide to inspire you to cook up a storm. A wide variety of meal options are covered including starters, meat & poultry, pasta & grains, vegetables, salads and desserts.

As well as recipes, the book also covers a few additional tips to assist in making your Outback meals tastier and easier. This includes preparation essentials, such as equipment to take and tips for storing and keeping food fresh. It also covers

important information on firewood and fires, as well as camping-specific cooking techniques such as camp ovens.

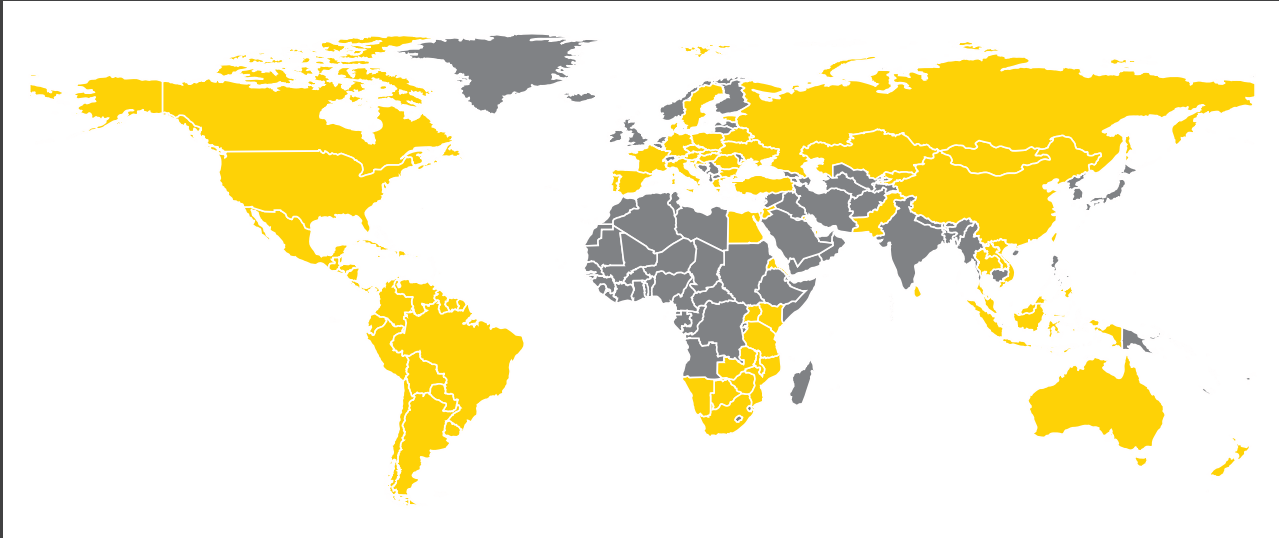
Outback Cooking comes finished with a durable polypropylene cover to help protect it from possible damage as it joins you on all your upcoming 4x4 trips.

Part no: 215939





The Migration of Nitrocharger Sport



■ Nitrocharger Sport is currently sold in over 80 countries around the world.

Despite the fact that the Australian emu is a flightless bird, the latest shock absorber product from Old Man Emu, Nitrocharger Sport, has now spread its wings and flown overseas.

Three years of research and design has resulted in a phenomenal shock absorber product that will transform the ability and performance of your 4WD over all types of terrain. You can read about the full features and benefits of Nitrocharger Sport in previous newsletters, as well as in the ARB catalogue or online.

Tested and developed in the harsh conditions of the Australian Outback, these shocks were specifically designed to survive some of the toughest conditions on earth. We've received many positive reports from customers all over Australia who are noticing the benefits of Nitrocharger Sport in touring, 4WDing and competition environments. With Nitrocharger Sport now being exported to more than 80 countries, people from all over the world now have the opportunity to discover the exceptional improvements this new product makes to their vehicles.

New Zealand journalist and off road racer, Craig 'Sooty' Lord, had a big job ahead of him preparing his Land Rover Discovery for the Taupo 1000 last September, known as the longest and toughest off road race in the southern hemisphere. Held in New Zealand biannually, this event sees people travel from all over the world to compete, and many consider it to be one of the best.

Sooty says: "When it came to setting up a big rig for off road racing, it was all about compromise – and with a vehicle that had to remain road legal as well as race capable there was only one option for us, the tried and true experience that came from ARB's suspension department. The fitment of the new Nitrocharger Sport shocks meant we had control and capability. You can have all the horsepower in the world, but our team fully believes that off road racing is all about suspension – ARB seems aware of this fact too. The package of OME coil springs and Nitrocharger Sport shocks all round made sure we finished the southern hemisphere's toughest off road event and could be ready to run it again."

Nitrocharger Sport shocks are now available for a broad range of 4x4s, with individual part numbers specially selected to tailor to a vehicle's specific purpose. Combining these with OME coil springs or Emu Dakar leaf springs will make an integrated suspension system that vastly improves your vehicle's ride performance, load carrying ability and control characteristics.

If you haven't yet experienced the difference of Old Man Emu Nitrocharger Sport, head down to your local ARB store and see the options available for your vehicle.

Round Oz on a Shoestring - Part 4



Weano Gorge

My fondest memories of my family trip around Australia back in 2000 were of the Pilbara and Kimberley regions. The hot weather, the unique landscape and wildlife, and of course the many awesome gorges that almost always had beautiful, picturesque waterholes in them.

Fast forward to the present, and for me, Exmouth marked the beginning of this highly anticipated part of our trip. We kicked it off by booking a snorkelling tour round Murion Islands to check out the world renowned marine life on offer.

Because Cape Range was so full during our time in Exmouth, we decided to just do a day trip. We got up early to make the most of the day in which we fished and had lunch on a quiet beach before snorkelling in Turquoise Bay. Surprisingly, the snorkelling was of a much higher quality than that of the Murion Islands tour in terms of coral and the amount of marine life around. You could swim right through schools of fish and within inches of turtles, and the array of colours in the coral and fish was amazing.

After Exmouth, our next major stop was Millstream Chichester National Park via Karratha. We stayed at the generator-free, Crossing Pools campsite, which was an incredibly peaceful campground situated right on the riverbank, and spent three very relaxing days there. We amused ourselves by reading or playing cards in the sun, stopping for a swim break every now and then or dropping a fishing line in. We caught heaps of little perch on the hand lines

and tried our luck using them as bait on the rods. On the very first cast with the perch on the hook, as soon as the bait hit the water, at least three decent sized catfish went into a frenzy, vying for the piece of perch. Needless to say this sent us into a bit of an excited frenzy as we ran frantically around camp, arming more rods with hooks and bait. We charged back down to the riverbed and cast out. Sure enough the same thing happened, but this time we hooked a couple and managed to bring them in. Another few casts saw no more catfish being reeled in so we came to the conclusion that they were on the move. A couple of us jumped into the community canoe at the campsite and set off up stream, lines dangling out the sides. After an exciting hour we returned to camp with five more catfish, enough to feed us for the night. Although not the best tasting fish, we drowned them in oil, garlic and chilli sauce to make them palatable and were thoroughly impressed with our free dinner.

Our time at Millstream was so enjoyable that we were a bit reluctant to leave, but we were also very eager to get to Karijini. We spent three days in Karijini and it was the busiest three days of our trip. There was no sitting around reading or playing cards or staring off into nothing lost in thought – our time there was completely filled by the many walks into the various gorges, scaling their rocky walls and wading through their sun-deprived waters. We couldn't take enough photos of the spectacular gorges and I think Karijini was one of the places our crew enjoyed the most.

Our next destination was an unusual one and went by the name of Wittenoom. It was a small town that had been abandoned years ago because of the presence of asbestos particles in the dust. Some people prefer to avoid it for obvious reasons, but we had spoken to many people who had been there and said it was



Lighthouse – Exmouth



Sunset over Turquoise Bay



Camping at Wittenoorn



Dales Gorge



Lizard - Karijini National Park



Sunset - Learmonth Jetty

a really nice place and safe to be in. We decided to spend the night and thankfully there was not a breath of wind so the risk of inhaling any dust particles was low. It was quite eerie driving through what was like a ghost town. There were abandoned houses and cars, and the road was cracked and overrun with weeds. There wasn't a person to be seen as we made our way through the town and up into the gorge. We found a suitable campsite on a flat bit of rock, right next to a pleasant little water hole sitting at the foot of a cliff.

Well we survived Wittenoorn and our next stop worth noting (sorry Port Hedland) was 80 Mile Beach. The thing that I will always remember about 80 Mile is fishing through high tide. Literally hundreds and hundreds of fishermen and fisherwomen would pack into a stretch of beach 1-2km long (which I can only assume with my very limited fishing knowledge was the best place to fish), and try their luck at catching the absolutely massive yellow threadfin salmon on offer. On one particular day, a man, not ten metres from where we were fishing, reeled in an 18-pound threadfin monster. This immediately filled us with excitement and hope, thinking that surely there would be more in the area. Another hour or so passed with no luck and we were about to pack it in when I got a hit on my line. It felt like a decent size so I prepared myself for the huge threadfin I'd hooked. People came over to watch me wrestle with the rod and I envisioned myself reeling in the enormous fish, people cheering, slapping my back - I'd be the talk of the caravan park! I drew the fish closer to shore and dragged it up the beach, then ran to check out my trophy. As I reached the beached fish my heart sank... it was a bloody catfish! No one even wanted it as I offered it around before throwing it back in disgust.

Well we've had an action packed time in the Pilbara and are very excited to be moving onto Broome and the Kimberley. I'm sure they will live up to our expectations. Until next time...

Dylan Wilson



Driving towards Wittenoorn



Goanna - 80 Mile Beach

Bushranger

Product Update

With thousands of 4WD products on the market, the ability to head out into the great outdoors is easier than ever. However, with so many choices, it's forgivable if you're feeling overwhelmed. Bushranger has a huge range of innovative items to make your next four wheel driving adventure a memorable one. This issue we have done the hard work for you and hand picked two of the best.

X-Trax Series II

Whether you are heading up to the snow for a long weekend or taking a trip around Australia, the need for reliable recovery equipment is a must. Engineered for maximum traction in sand, mud and snow, the new X-Trax Series II is the ideal solution for getting you out of any sticky situation. Unlike the original, Series II will be sold in pairs making it ideal for use in tandem.

Sure to stand the test of time, the X-Trax Series II is made up of heavy duty rubber and galvanised steel cables & fittings designed to bend and flex to suit your individual tyre, resulting in optimum grip during recovery. Providing further protection, the reinforced PVC carry wrap has printed easy-to-read instructions on the inside for safety at all times, while the quick release feature will ensure your X-Trax is always within close reach.



Bushranger Hot Water Shower

For anyone who has ever taken a remote four wheel driving trip, you will know that hot showers are few and far between. And if you are travelling as a family or group, a week or so without a hot shower doesn't help morale inside the cabin! However, the Bushranger Hot Water Shower will put an end to those awkward moments for good.

Delivering 12 litres of hot water per minute, the Bushranger Hot Water Shower has been designed for ease of use with no bulky parts or complex set-ups. After running the engine for only 10 minutes, simply install the two-connection plug-in hose, grab a bucket of water, and with the flick of a switch, you will have hot running water at your fingertips.

With its 100% copper heat exchanger and marine grade pump all installed inside the engine bay, you will be ready to experience a touch of luxury in the bush. Internal flow detectors ensure maximum heat absorption while extensive pressure testing has been undertaken for safety and durability. Weighing in at only 5.4kg, Bushranger's Hot Water Shower is a breeze to transport and can be easily removed when required.

As an added bonus, this product doesn't just act as a shower. It can be used for a wide variety of applications



making this a fantastic investment. With the ability to wash dishes, fill cold radiators, clean muddy clothes and equipment, wash vehicles and fill water tanks, you and your vehicle will be in top shape as you pull into the next town.

Quality components have been used throughout to ensure optimum performance at all times. In addition, you will have peace of mind knowing replaceable components are available, while the shower is also backed by Bushranger's one year 'no fuss' warranty.

New Accessories for Latest Model Mitsubishi Triton/L200



Following the recent release of the Mitsubishi Triton/L200 late last year, ARB has been hard at work designing new 4x4 products that will meet the demands of vehicle owners.

A canopy is an extremely practical accessory for a ute as it provides a lockable and protected area to store belongings in, be it camping gear for a trip away or tools of the trade for everyday work. A standard roof canopy has been produced for the Triton/L200 and can be selected in a textured or smooth finish with the full range of accessories and side window variants.

Manufactured from a strong, recyclable ABS shell with a UV rated finish, it's built to be tough enough for harsh Australian conditions and is secured to the vehicle using ARB's full length mount rails. Lift up or sliding side windows are available and the standard lift up front window enables unobstructed rear vision and easier window cleaning. All windows are made from 4mm tinted 'safety' glass including the curved, frameless rear door.

Double locking handles on the windoors and rear door feature keyed alike access with a double sided key for added convenience. An easy to clean, smooth, odourless interior gives the canopy a quality finish and means it's not only great for transporting equipment or animals, but can also be used as an occasional sleeping area.

With an integrated LED brake light and interior light, the canopy is rated to carry up to 100kg with an approved ARB roof rack or bar system, and there are a number of optional extras available including flyscreens and mesh screens to tailor to individual requirements. As you will read more about on page 30, if you plan to drive regularly on dirt roads, ARB strongly recommends the fitment of our optional slimline canopy vent to help reduce dust ingress.


Together, these products are a worthwhile addition to your Triton and come with a three year warranty that is supported by an extensive network of stores worldwide.

Ute liner > Part no: ULK96

Textured canopies > Contact ARB for part numbers

Smooth canopies > Contact ARB for part numbers

ARB KIDS



Hey, kids, Fourby here!

Well, Christmas is over and a new year has started. I hope you were good last year and Santa brought you something special! Why not send me a letter, drawing or photo and let me know what you got up to over the holidays? You could win something special from me! Can't wait to hear from you!

WINNER!



Seven year old James has sent in these great photos of the Safari truck he made which has been modelled on a Land Rover. It includes all the good bits like Cooper tyres, diesel fuel tanks, aluminium roof rack with canoe, UHF, bull bar, tow bar, off road trailer, and a winch that was fitted aftermarket and is not in this photo! Great work, James – don't forget to look out for your prize in the mail!



* Mia (age 4) sent in this great drawing of her Dad's 4 wheel drive towing the caravan.



* We were really impressed by 9 year old William's very colourful and laminated drawings. Great work William!

* My name is Brodie and I'm 10 years old. I have lots of favourite brands of things and ARB is my favourite. My friend has a Toyota HiLux with maxxis bighorns. We love to go 4WDing whenever. My dad wants to get a new bull bar. Thanks!



* This is a picture of us camping at Manari, north of Broome. My dad always gets bogged and my uncle Gav pulls us out. Tayla (age 9)

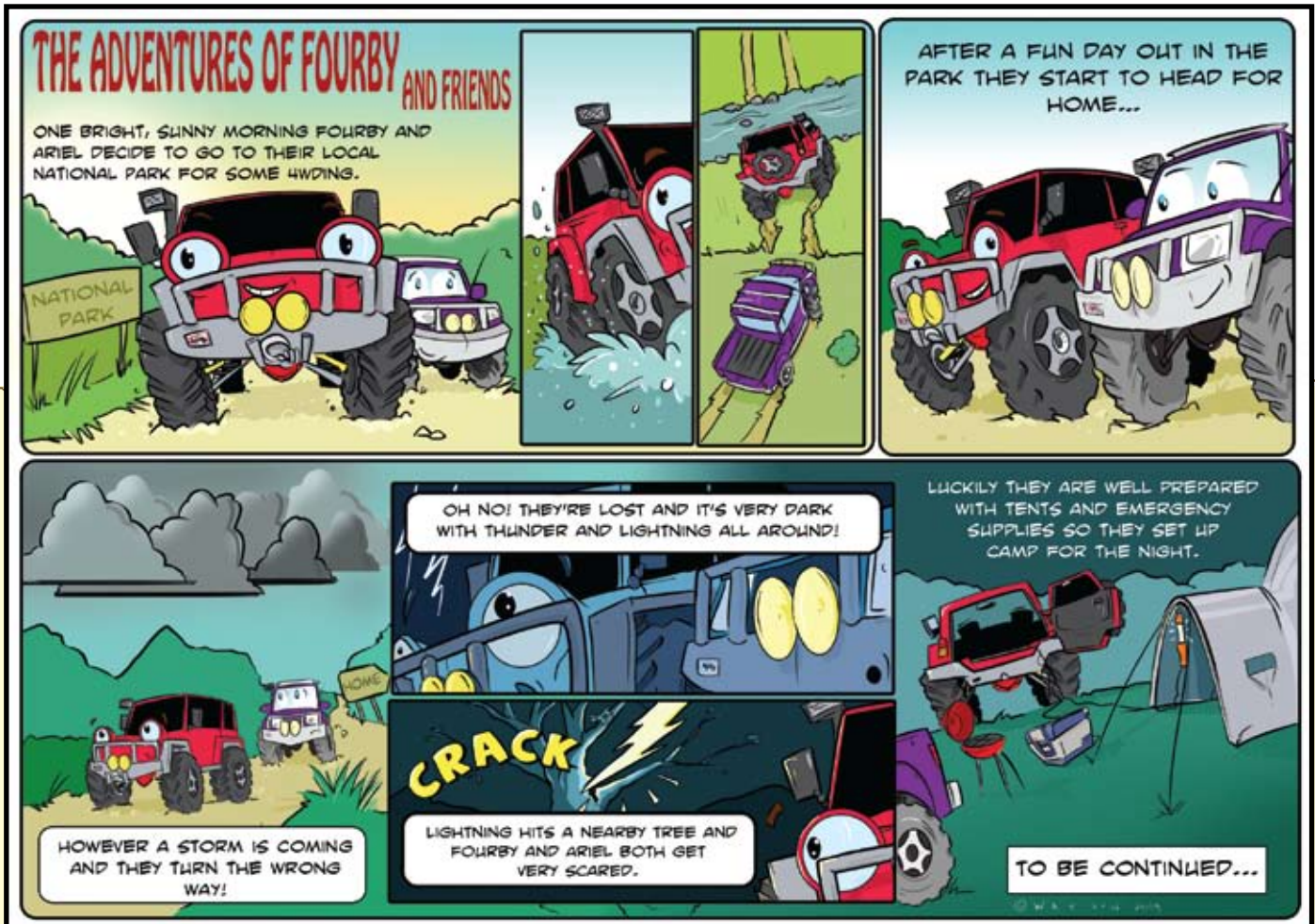


* Hi, my name is Bethany. I can't wait until our big trip to Ningaloo Reef and then Uluru. Accessories on LandCruiser in picture include: Track Lander, flag, spare wheel, mud flaps, bull bar, tow ball, Dunlop, awning, gas bottles & off road tyres.



* Hi, my name is Amy. I love big mud flaps and big springs on LandCruisers, especially on the bumpy gravel roads.

Fourby's Cartoon



See whether Fourby & Ariel make it home in the next issue of 4x4 Action!

Kids' Giveaway



Send your letters, drawings and photos, including name, age, address, telephone number and t-shirt size to:

- > **Post:** ARB 4x4 Accessories Marketing Department PO Box 105 Kilsyth VIC 3137
- > **Email:** fourby@arb.com.au

Every issue we'll give our favourite entry a Toys R Us voucher and Speedy Seal Tyre Repair Kit, and all other entries that are printed will receive an ARB Kids' Pack.

Please include your details on the back, or attached to your drawing or letter, as sometimes the envelopes go missing!

If you want your letter or drawing returned, please enclose a stamped, self addressed envelope.



* Hi,

My dad, big bro Josh and me go 4WDing all the time here in NZ. These are some shots of us out in our Nissan Safari 4x4. We love mud holes and hill climbs. We go hard out and we always have heaps of fun! 4WDing is awesome!!! Joel (age 7)

Toyota LandCruiser 70 Series Bar Update

In line with the update of the 70 Series LandCruisers from 2009 on, ARB has taken the opportunity to not only design an air bag compatible mounting system, but also to update the current design so it suits all models from 2007 on.

These bull bars offer the same great features as previously, including twin Hi-Lift jacking points, winch provision where applicable and two aerial mounts on the top tube. Of course, a bull bar's job is first and foremost to provide protection for a vehicle and its passengers, and the newly designed bars definitely fulfill this requirement. The 70 Series range is also unique in that the air bag mounting system is fully integrated into the bar, making this new design extremely strong.

Certain deluxe bars (to suit flared vehicles) incorporate ARB's Sahara style inserts, with injection moulded fog light/turn signal surrounds, while commercial bars and deluxe bars (vehicles without flares) feature recessed indicators. As previously, the deluxe winch bars will take up to 9500lb Warn models while the commercial bars suit the 12000lb and the 8000lb high mount winch. Fully compatible with the current range of side rails and steps, you can easily select a complete protection system for your 70 Series.

For more information on the range available, drop into your local ARB store.



Deluxe bar (vehicles with no flares or fogs)
> Part no: 3212400

Deluxe bar (vehicles with flares)
> Part no: 3212410

Deluxe winch bar (vehicles with no flares or fogs)
> Part no: 3412400

Deluxe winch bar (vehicles with flares)
> Part no: 3412410

Commercial bar (vehicles with no flares)
> Part no: 3412430

Commercial bar (vehicles with flares)
> Part no: 3412440

Calendar of Events

Here are some of the exciting events happening in the 4WD world over the next few months. For the latest up-to-date information, check out the Calendar of Events link on the ARB website.

February

ARB Ballarat Open Day Weekend

February 6-7
ARB Ballarat
1004 Humffray Street
Tel: 5331 7078

4WD Spectacular

February 13-14
Queanbeyan Showgrounds, ACT
www.4wdspectacular.org.au

Victorian 4WD Show

February 21
Wandin Park Equestrian Centre
Wandin North, VIC
www.victorian4wdshow.com.au

SA Caravan and Camping Show

February 24-28
Adelaide Showground, SA
www.caravanandcampingsa.com.au

Albury Wodonga Caravan Camping 4WD Fish & Boat Show

February 26-28
Albury Showground, NSW
www.ruralscene.com.au

Outback Travel Australia Website

www.outbacktravelaustralia.com.au



Many of you will already be familiar with Allan Whiting. A qualified 4WDing instructor with over 30 years of 4WDing experience, Allan is probably most widely known from his role as 4x4 Australia magazine's technical editor for over ten years. Along with 4x4 Australia, he also contributes to a number of other publications with various articles including travel stories, photography, 4WD tests and comparisons, tyre and 4x4 accessory evaluations and much more.

Allan loves heading out into remote areas to enjoy the great outdoors and has a vast knowledge of how to be adequately prepared for all the challenges of off road travel. His latest venture follows his passion for 4WDing and the Outback and is in the form of a new website: Outback Travel Australia.

The website provides practical and up-to-date information about 4WD vehicles, accessories, the Australian Outback and remote area travel. With the latest news and releases from the 4WD and auto industry, technical articles and details on everything from towing to trip preparation, tyres to 4WD modifications, it provides a plethora of essential information for 4WDers. The destinations link names a number of popular touring regions and includes

comprehensive details on these places including main attractions and a recommended length of stay. There is also plenty of great Outback photography and video footage to check out.

A range of services are offered via the website including 4WD training courses, corporate trips and vehicle modification advice. For those who are interested in tackling a 4WD trip but haven't yet built up the knowledge or confidence required to do it on their own, the Outback Travel Australia website offers personalised services tailoring packages for solo or group self-guided tours. From the destination, to packing essentials, to things they'll need to know, a comprehensive itinerary is provided, giving peace of mind and confidence for travellers heading out on a 4WD adventure.

The site has been set up together with Keryn Williams, Allan's partner, who also has extensive Outback and 4WD training experience, advertising consultant David Hosking and Stan and Robyn Gruzlewski from the video production company, 'Adventure Video Productions'.

Check it all out at www.outbacktravelaustralia.com.au for the great range of information and services this site offers.

March

Illawarra Caravan Camping 4WD Fish and Boat Show

March 5-7
Kembla Grange Race Course
Wollongong, NSW
www.ruralscene.com.au

Victorian Caravan Camping and Touring Supershow

March 9-14
Caulfield Racecourse
Caulfield, VIC
www.caravanshow.com.au

Perth Caravan and Camping Show

March 18-22
Claremont Showground, WA
www.caravanandcampingshow.com.au

National 4x4 Offroad Show and Outdoors Expo

March 19-21
Brisbane RNA Showgrounds, QLD
www.4x4show.com.au


UV 4X4 Ipswich Grand Opening

March 27
www.uv4x4.com.au

April

NSW Caravan Camping 4WD and Holiday Supershow

April 17-25
www.supershow.com.au



> Crikey's excited about caring for wildlife



> Possy's all ready to go back to the wild



> Crikey keeps his eye on an echidna

In the Spirit of Christmas

Each Christmas, instead of supplying corporate gifts, ARB has chosen to allocate these funds towards various charities around the world.

By Mark Lowry

2008 saw ARB supply a fully accessorised Mitsubishi Triton/L200 to the rebuilding efforts of the East Timor Development Agency via Rotary. That vehicle is now in use transporting supplies and material aid to members of the agency working in remote areas providing education and employment.

Last year ARB chose three charities. The first of which is the Magdalene Foundation who raises crucial funds for research into juvenile kidney disease. The Magdalene Foundation was formed in 2005 by a group of volunteers who dedicated themselves to manifest the dream of a young girl who had contracted a rare auto-immune disease at the age of ten. The Royal Children's Hospital battled the disease for six years without success. Upon finding one new kidney, Maggie found new life but then tragically lost it at eighteen in a car accident.

Second is the Alannah and Madeline Foundation that was founded in the wake of the Port Arthur tragedy in 1997. Alannah and Madeline were 6 and 3 years old respectively when their lives were taken, along with their mother's. Their father and survivors of this tragedy set up the foundation with the belief that all children should have a safe and happy childhood without being subjected to any form of violence. Anyone with primary school aged children will be familiar with the 'better buddies' system where first and last year kids buddy up and learn values including caring for others, friendliness, respect, valuing difference, including others and responsibility to help reduce schoolyard

bullying. This is just one of the many initiatives the foundation supports.

Our third donation is towards Crikey Wildlife Rescue Service. In the wake of the 2009 Black Saturday bushfires the tireless work of Dave 'Crikey' Tucker came to prominence, and with the bushfires touching the lives of many at ARB we've followed Dave's work in the hours, days and months since February 7th. With our donation being a little different from the other charities, we thought we'd share a bit of insight into Dave's work.

Dave's first encounter with saving wildlife occurred 14 years ago, when, walking after dark he and his wife found a dead wallaby on the side of the road. Whilst checking to see if it was alive they noticed movement from its pouch where a baby joey was still alive. After ringing a local wildlife carer they removed the joey and took it to the Wildhaven Wildlife Shelter in St Andrews. From that day forward, Dave and his wife Shelly have helped rear countless injured animals through the shelter, learning about wildlife safety, how to feed and care for them and return them safely to the wild.

And it's not hard to see where Dave has drawn his inspiration from. Dressing in khaki shorts and shirt and with a scruff of blonde hair, Dave could easily be mistaken for the late Steve Irwin. So much so that he has been given the nickname 'Crikey' which most people call him by. Dave learnt many of his skills in wildlife rescue from watching videos of Steve Irwin and practicing in the field – helping injured and stranded animals such as kangaroos and wallabies, echidnas, kookaburras and the often cranky wombat.



> The new tranquiliser gun Crikey was able to buy with ARB's support




> Climbing the tree to put Possy in his new home



> Crikey keeps busy with calls from people finding injured wildlife



> Keeping the gear protected in ARB spacecases



> Possy getting settled in



> Their resident wombat can get a bit grumpy!



> Shelly with Wally the wallaby

Dave and Shelly became wildlife carers and continued to patrol the sides of roads in and around the greater area of Wattle Glen. Removing carcasses from the roadside to prevent further animal strikes and checking pouches became second nature. Helping at various wildlife shelters and fostering out injured wildlife to other carers, animal rescue became such a big part of Dave's life that he decided to start Crikey Wildlife Rescue Service. A plumber by trade, Dave spends most of his days digging trenches and installing septic systems, but by night (and often during working hours) he's on call to help injured wildlife as people contact him after dusk.

February 7th saw Dave caught up in the Black Saturday bushfires as he rescued his horses from a burning property in Strathewen. Lucky to escape unharmed, as soon as they were safe he was back up the mountain in his ARB equipped 79 Series LandCruiser looking for injured wildlife in the wake of the fire. Working with other wildlife rescuers in the area he helped bring in injured kangaroos, wallabies, wombats and many other wild and domestic animals to the local vets and RSPCA for burns treatment. It was a tireless job that saw Dave dedicate 4 1/2 months full time to animal care in and around the Kinglake Ranges, often starting at 7am and not getting home until 1am the next day. Not only has he helped wildlife, but his skills as a plumber came in handy as he repaired water delivery systems damaged by the fires to ensure livestock could receive fresh water. With so many homes lost, Dave also supplied feed to animals left on properties when the owners couldn't be there.

Dedicated to following in the footsteps of Steve Irwin and other Wildlife Warriors, Dave has spent many weeks working as a volunteer at Australia Zoo in Queensland where he hones and learns new skills. With the experience he has gained, Dave is planning to build a trailer mounted mobile wildlife hospital that he can set up anywhere a natural disaster harms wildlife and his skills are required. His future grand plan being to set up a wildlife hospital in Victoria, following the same principles as the Wildlife Warriors Hospital

at Australia Zoo.


Plans like this require a lot of funding and the RSPCA has recognised Dave's work and helped with a wildlife assistance grant, supplying wildlife care equipment such as incubators and animal pouches. Recently they presented Dave with an award for his compassion and tireless work throughout the 2009 Black Saturday fires.

ARB's Matt Frost recently called on Crikey Dave to help save a stranded baby brush tailed possum when its mother was found sick and near death below its nest. The cries of the baby possum had attracted local Powerful Owls and Dave was there in no time to help. Unfortunately the mother died, but Dave fostered the baby out to a carer for three months in which time it grew to adult size. The possum was released back to its treetop home on a cool evening in early December with a 'possum box' to provide protection from the owls. Matt hasn't seen him recently, but it's probably because he's making a new nest in the roof of Matt's house where he can scratch and thump and keep the family awake at night.

To help Dave in his pursuit of providing the best care to wildlife, ARB has proudly supported him with a donation that has enabled the purchase of a much needed tranquiliser dart gun. This will allow Dave to safely capture wildlife without the extra stress an injured animal may go through in the process.



> In Shaba National Park



> The strange looking Gerenuk



> Lake Baringo

Aussies in Africa – Part 8

After our marathon trip across the mountains to Lake Baringo in Kenya, it was nice to settle down for a couple of days.

That was not going to be the case for Ron and Viv though, as their Nissan had been dogged with fuel problems for a fair part of the trip, and it was looking increasingly like the fuel pump was at fault. Ron had had a spare pump sent out from Australia a couple of months before, and he decided to return to Nairobi to have it fitted.

Helen and I planned to stay for another very relaxing day before heading into the mountains of northern Kenya. That night I was woken by the sound of loud munching and when I looked out the window I could see five hippos around our camp. They may look docile, but it was right at this spot a short time ago that, while trying to take a photograph, an Australian woman was killed by one when she got between it and the water.

We left Lake Baringo and headed north. A couple of hours later we were stopped by an army patrol. They told us they were searching for Somali bandits who were operating in the area. As we drove higher it started to rain heavily, and the dirt road we were on was becoming quite boggy. We came to a road junction where there was a police post with a lot of people waiting for a bus. While stopped there a young African bloke came and asked if we could give a lift to himself, his wife and baby. Thank heavens for ARB Air Lockers, as we drove on they were the only thing keeping me on the road. We saw the bus that all the other people were waiting for, hopelessly bogged, as were taxis and private cars. I was nearly bogged many times, but managed to reach the village where there were big smiles all around when our passengers were reunited with their family.




> This species of zebra has thinner stripes that are closer together

Once we dropped down the east side of the mountains it was quite dry, but looking back at the mountains we had just crossed was incredibly black. We reached the town of Archers Post about 5pm and continued on to the Natorbe Gate entry to the Shaba National Reserve. Here we parted with \$200US for two nights camping, plus \$20 for two armed rangers, Golo and Abbi, to camp with us and protect us from all the wild beasts. Our camp that night was a beauty, overlooking the Eswaso Ngio River or Brown River in English. The scenery was marvellous, classic Africa, with purple mountains and flat top acacias silhouetted against a stunning sunset.

The next morning we started out on a game drive around the park and sighted a species of giraffe and zebra different to ones we had seen previously, and an unusual antelope that has a very long thin neck and a head like ET, called Gerenuk (which means 'giraffe-necked' in the Somali language). We also drove over to a resort on the eastern side of the park where there is a memorial to Joy Adamson. Joy



> Joy Adamson's paintings



> A different species of giraffe



> Neil with the armed rangers, Golo & Abbi



> Helen with the family they helped back to their village



> The weather can change quite quickly in Africa

Adamson was the wife of George Adamson, both made famous by the 1966 Academy Award winning film 'Born Free', starring Virginia McKenna and Bill Travers. The people at the small resort were very friendly, inviting us in for refreshments and showing us some of Joy Adamson's paintings, for she was an accomplished artist. At the end of the day we caught up with Ron and Viv, their vehicle having been repaired, and made our way to a lovely campsite not far from a spring.

Ron and Viv were up early next morning to take off for a game drive, while Helen and myself fed the boys breakfast. On the way back to the Natorbe Gate we came across a big mob of elephants and a number of them broke away and charged us. I got away ok and suggested we go back and get some photos, but after a withering look from the love of my life, I thought – maybe not.

Back on the main road we headed for Marsabit about 240km away. But when we stopped for lunch Ron noticed water leaking from the radiator. He topped it up, but after going another kilometre, pulled up and there was water pouring out. Of all the places to have trouble this was probably one of the worst. A known hotspot for Somali bandit activity – our choices were limited. I could tow Ron the 500km south back to Nairobi or we could take a chance that we could fix the problem in Marsabit, 90km to the north. We chose the latter.

While at Jungle Junction camp in Nairobi, Chris had told us about a Swiss bloke called Henry. He ran a small camp for 'Overlanders' at his farm just outside Marsabit. It was to Henry's place we made for and managed to reach before dark.

Henry is the only white man within 250km of Marsabit. Henry married a Samburu lady and they have seven children, five of whom are still at home, and what a lovely bunch of kids they are. Henry's talents are not limited to just having kids. Besides being a builder, he makes his own doors, windows and bricks. Best of all he has built a great little bakery which produces

wonderful bread and pastries for Marsabit and the surrounding districts.

We were up early and removed Ron's radiator. Once out we could see the extent of the problem. The radiator is aluminium and one of the locating mounts on the bottom tank had ripped right out leaving a 25mm hole. The other mount had fatigue cracks and would go the same way. Henry told us there was no one within cooe that had equipment to do aluminium welding, so we decided to have a go at fixing it ourselves. I ratted some aluminium from a wrecked Landy and cut two small plates which we drilled a hole in each corner and one in the middle for the locating lugs. We stuck them on with 'Quik Steel' as well as pop-rivets. The radiator was back in before lunch and we let it sit for a couple of hours, then ran the engine for half an hour – no leaks!!!

The next day we wanted to leave early but the armed convoy wasn't going until the middle of the day. We asked Henry about hiring an armed guard but he said there hadn't been much trouble lately and thought we would be OK. The reports we were getting from people travelling from the north, actually there were only two, told us the road was horrific. Both couples were from England and we realised that this was their first taste of the so-called horror stretches (they didn't know it but they had far worse to come). It wasn't all that bad, and we arrived at Moyale and the Ethiopian Border mid afternoon.

Neil Cocks

Next time...

Travelling through the mighty OMO Valley, home to many tribes and herdsmen armed with AK47s. Sickness strikes. Addis Ababa. Lake Tana. The Blue Nile Falls. Ethiopia's Camelot (the town of Gondar) and much more.



> Elephant sighting in Shaba National Park

ARB Fridge Freezer Competition Results

In the previous newsletter we ran a competition to give away a brand new ARB Fridge Freezer, and were inundated with entries from Australia and beyond – some wrote poems, some told stories, some were creative and some were downright hilarious.

It was extremely difficult choosing just one winner, but unfortunately we only had one Fridge Freezer to give away! However there were plenty of other entries that we felt deserved a mention, so we awarded a couple of runner up prizes, and have also included some additional excerpts from some of the high achievers on these pages.

A big thanks to everyone who entered the competition, and don't forget we've got a recovery giveaway this issue on page 10, so if you've got a photo to send in, you can try your luck again.



The winning entry arrived at ARB only a day before the competition ended, sent all the way via snail-mail from Maris in Busselton, WA. Though the photograph probably doesn't do it justice, this beautifully drawn, colourful, pop-up style entry wowed everyone at ARB. Maris obviously put in a lot of time and effort and we all agreed she deserved to win the ARB Fridge Freezer. Congratulations Maris!

*Ultimate Fridge Freezer from ARB,
Gives quality time for us to see,
The great outdoors and places unsealed,
Venturing longer and further afield,
Unwind, retreat – be at one,
Rejuvenate, 'chill out' when the day is done,
This unit is proven, passed the test,
Above all others, proved it's the best!!!
By Maris Mair*

*"Our old Willow esky we have really outgrown,
And Buddy's real sad there's no room for his bone.
Your new fridge is awesome and has ample space,
To win one would be totally ace."
Amanda*



*"On our last 4WD driving experience the dog got into our esky while we were in bed. Joke's on him though as he became very sick from eating the meat that had become warm and gone off. The ARB fridge would enhance all of our travel experiences, the dog's and ours."
Brendan*

*"In the beginning man chilled food in caves,
The Romans were smart – used pots and slaves.
The Coolgardie Safe was a step ahead,
Then the esky made it easy with ice instead.
Now we have fridges, large and small,
And the ARB was judged best of all." Enzo*

*"I've oft asked myself this question or teaser,
How good would it be to have an ARB Fridge Freezer?
I would then always have a cold beer for my mates,
And a cold chardonnay for my sizzling hot dates. . .
It tis but a dream, but would be such a pleaser." Dean*

WINNER!
SPORT CAMPING
CHAIR



WINNER!
SPORT CAMPING
CHAIR



One entry that had us in stitches was from Barry in Hallsville, NSW. Upon opening up his 4x4 Action inspired entry we discovered a nice little poem. Most surprising of all, however, was that we were also greeted with the opening bars of 'Wild Thing'. Thanks for sending your entry in, Barry, and keeping us all amused!

*Off 'the road again' I go,
To compete at the Rodeo!
Swags packed 'n have loaded the horses,
Into the old esky goes my three courses!
An ARB Fridge Freezer'd make me cheer,
Everything's cool from dinner to beer!
How fresh 'n cool it'd be,
With a Fridge Freezer by ARB!
By Barry Parton*

*"... I would use my new ARB Fridge Freezer as a climate controlled fish tank to bring back my trout live, fresh and cool from Queensland."
Stephen*

*"We are a trusty pair of sandals that, days into a recent week-long Kimberley trip, were blamed for the terrible smells coming from my owners' hopelessly inadequate esky and nearly thrown out! Please save us and their food, by giving them an ARB Fridge Freezer."
S1 & S2*

*"R.I.P.
Limp lettuce, soggy bread,
crawlies in the steak.
Warm beer, slimy cheese, ice
creams swimming in vanilla
lake..." Gary*

*"With an ARB Fridge Freezer
there'll be:
'No more dry ice, no more bricks, no
more soggy food or finger tips'
(Note: the above is sung to the tune
of School's Out by Alice Cooper)"
Paul*

*"... No longer would I
have to search to find a
beer at night...
Because the ARB fridge is
fitted with a light!!"
Lyndsey*

Yet another original idea that we just couldn't resist giving a prize to was from Russell in Calamvale, QLD, who sent in his poem attached to what was left of his old, polystyrene cooler.

*Hot and thirsty on that dusty corrugated track?
Expecting superior performance from this cheap cooler?
You must be dreamin'... forget about that!
You can rely on 5-star ARB Fridge Freezers,
To deliver icy-cold XXXX and Bacardi Breezers.
By Russell Ryan*

*"An Aussie bloke,
A 4WD geezer,
Got a great truck,
But don't have a freezer.
Read the comparos,
Checked them all out,
To get the right one,
And not be in doubt.
To keep things cold,
Wherever I be,
The best Fridge Freezers,
Are from ARB."
Jimmy*

*"... an ARB Fridge
Freezer will make long
trips more enjoyable
as I can have my own
Bubble O Bill whenever
and wherever..."
Bart*

*"It's been a great trip, but it's a tad hot and stuffy,
I turned to the kids and said, "who did the fluffy?"
Wife said, "don't worry bout that... I've got a surprise."
But I'm thinking... we can't do it here, the kids have got eyes.
But she meant the new Fridge Freezer, filled up with cool drink,
And said, "there's something else later" and gave me a wink." Martin*

*"I bought a Fridge Freezer
from ARB,
To keep my food cool at the Barbie.
The barbie's in Perth,
I'll prove what it's worth,
I'll be there two weeks from this
arvie."
Sue*

ARB Product Feature



ARB Canopy Vent

As you would have read about in this newsletter on pages 6-9, the ARB Dealer Conference was an outstanding success. Bringing together the various ARB store managers from around Australia, these hardworking guys took a break from their everyday lives and spent a weekend in the Aussie Outback. Not only did they discuss the important matters involving the future direction of ARB, they also had a bit of fun testing out their vehicles and 4WDing skills.

Upon their return, there were various positive reports that came back about one product in particular: the ARB canopy vent. This relatively new product might sound small and insignificant, however as you'll read on the next page, it's a must-have for canopy owners driving in dusty conditions.

The sleek, slimline ARB canopy vent works to reduce dust ingress when driving off road and also improves airflow within the canopy if you regularly transport animals or use your vehicle as an occasional sleeping area. With the open vent facing the front of the vehicle, the canopy interior is pressurised, reducing dust intake via the rear door or tailgate when travelling. Its unique design means it can be fitted to the front or rear of a canopy, and can be used together with a roof rack or roof bar system. Easy to



install, the canopy vent comes with comprehensive fitting instructions, all the necessary hardware, and is a low-cost and worthwhile addition.

If your vehicle is already fitted with a canopy, you should definitely consider installing one of these great products, and if you're just about to purchase a canopy, think of the vent as an optional extra you just have to have. All ute owners who spend time in dusty conditions or on dirt roads will receive enormous benefits from a canopy vent – dust free, your canopy can be used to transport just about anything.

Part no: 4700010

Just a quick note on our canopy vents.

During my recent trip to Broken Hill for the conference I was able to test out our canopy vent in Outback, dusty conditions.

Leaving Ballarat I travelled to Broken Hill via Balranald, Homebush, Hatfield, Lake Mungo Pooncarie and Menindee. Along these dusty roads I did not have my canopy vent open.

Upon arriving in Broken Hill I found the interior of the ute covered in dust. Cleaning it out at the carwash I decided to open up the vent to see if there was a difference.

After driving in and around Broken Hill and along dirt roads for the weekend, I found the vent to be absolutely sensational. Practically no dust at all inside the canopy! The fridge bag was still clean and a loose ARB jacket was dust free. There was no need to clean the inside of the canopy on my return.

Prior to this I didn't realise just how effective these little vents are at pressurising the inside of canopies. From this experience I will definitely be recommending these to all my future canopy customers.

This would have to be one of the most practical products that ARB supplies.

Cheers,

Tony Hendy
ARB Ballarat



After returning from our trip to Broken Hill for the ARB Dealer Conference, I wanted to tell you about our experiences with one of the latest accessories in your canopy range.

There were three vehicles from south east Queensland travelling together - Greg's LandCruiser ute (ARB Rockhampton), Roger's D40 Navara (ARB Nundah) and my HiLux (ARB Capalaba). Both the Navara and the HiLux had ARB canopies fitted.

We decided to take a more interesting route to Broken Hill, travelling out to Hebel, just southwest of St George, then following the dirt roads along the Darling River through Bourke, Louth, Tilpa, Wilcannia and down to Menindee. A very enjoyable three day drive to say the least. We explored all the towns and visited every pub along the way, but only for photos of course. We returned via Tibooburra, back into Queensland through Wompah Gate, Booloo Downs and up to Thargomindah, again mostly on dirt roads.

Before going on this trip, I fitted one of the new canopy roof vents to the ARB canopy on my HiLux, and I was amazed at the effectiveness of this low cost product. After 760 odd kilometres of highway-speed driving on the dusty roads to Menindee, there was very little dust in the rear of my HiLux. By comparison, Roger's Navara was absolutely full of it!

The dust had to be shaken off his clothes bags before daring to open them. He certainly didn't have a canopy roof vent!

The amount of air being blasted into my canopy was visible through the rear view mirror, and was quite surprising - the carry bag of my ARB camping chair was flapping like a flag in a strong breeze. No doubt this amount of moving air inside the canopy would have had a positive influence on the efficiency of the fridge that lives in the back. I'm sold on these roof vents. They work beautifully.

Cheers,

John Parkinson
ARB Capalaba



> After two days of dirt roads, very little dust got in

I have just returned from a photoshoot in Outback New South Wales where I extensively photographed some of ARB's vehicles and all the action of the ARB Dealer Conference on some really remote and dusty properties.

To say I was nervous would be an understatement, when placing some of my photography gear (including lighting, lighting stands, tripods and camera bags) in the enclosed ute section of the vehicle. I was hoping that by covering my equipment with large sheets, most of it would be protected. Upon accessing it for the first time, I was amazed at the dust free environment in the enclosed ute canopy section, thanks to the addition of the new canopy vent.

The large sheets were dust free and so was my camera gear! To put you in the picture of how dust free this was, we had a detailing kit sitting in the back corner of the enclosed ute canopy, which we use to clean the vehicle of bugs etc prior to any photography. The damp chamois should have

been covered in dust each time we stopped... but instead it remained clean for the entire trip. The addition of a canopy vent is a must for all people wanting a dust free enclosure in their ute canopy!

An awesome product!

Michael Ellem
Offroad Images - Studio and Location Photography





> The beach run down to Sandy Cape is spectacular, but should only be attempted by well set up 4WDs in convoy

Pat Callinan's 4X4 Adventures

By Matt Frost

If you've managed to catch a glance at the last couple of ARB newsletters, you would have seen that we have been gearing up for the second season of the inspirational television show, Pat Callinan's 4X4 Adventures. Pat and his team spent over three months on the road filming some classic 4WD destinations such as the Canning Stock Route, Tanami Track, East MacDonnell Ranges and Barrington Tops. After sucking in lots of red dust for the previous few weeks, spring in Tasmania was set to be a refreshing change for the crew, particularly after a fairly wet winter down there.

Having organised a number of trips in Tasmania before, Pat was expecting some pretty tough 4wheeling, particularly on the west coast, and he was keen to have another support vehicle along. Of course it didn't take him long to convince me to join them, particularly when he told me about this year's addition to the crew... Duncan the flying chef.

This wasn't my first time working on the show. Last year, when filming the first season, I was on board for two weeks in the Kimberley. Being new, no one had heard of the show, and with limited sponsorship, the whole project was put together on a pretty tight budget. We were just grabbing a few hours sleep each



> Pat gets some air happening under the Patrol

night in our swags, eating whatever we could throw together, and maintaining a fairly dubious level of personal hygiene. In fact, given we were an all male team, the trip was closer akin to something you would expect from an episode of Men Behaving Badly.

So Pat was very proud of the fact that he had a chef along this year. And not just any chef... this guy has cooked for the likes of Madonna, Michael Jackson and Elton John. Chef Duncan, the brother of a good mate of Pat's, had some time on his hands before opening his new restaurant in Sydney, and saw the film shoot as a great opportunity to see some of the best parts of Australia.

Other team members included Jerry, the producer and sound engineer, and Pete the cameraman. Pat had made the decision to take his family along this season, so also joining us were wife Karen, and children Bill (8), Gus (7) and Charlotte (4). I think this was a great



> The magnificent Pieman River

move, as it really broadens the appeal of the show, with lots of tips and advice on travelling with youngsters.

The other big change this season was Nissan coming on board as the major vehicle sponsor. With the off road performance, fuel range and load carrying ability of vehicles such as Patrol and Navara, there were really no limitations as to where the team could travel to this season.

Given the guys at Safari have yet to come up with a long enough snorkel, any Tasmanian 4WD adventure starts with a ferry trip (unless of course you're fortunate enough to live on the Apple Isle). An overnight trip gets you from Melbourne to Devonport, and from here we headed down to Arthur River, a pretty fishing village on the north west coast. Here we filmed the opening scene for the first of two one hour episodes on Tasmania.

That night we bush camped a few kilometres past Arthur River, and were fortunate enough to share our campsite with several Tasmanian Devils. These amazing creatures have been having a hard time lately, with their population being decimated by a particularly nasty condition known as Devil Facial Tumour Disease. Fortunately, west coast Devil populations have not yet been affected by the disease, but we all wondered how much longer we would be able to view these magnificent creatures in the wild.

The following morning saw the start of the 4wheeling, with the coastal track south quickly deteriorating. With all the rain the area had received over the winter months, the track was very boggy in sections, and it wasn't long before we had to pull out the recovery gear! The scenery along the west coast is absolutely stunning and we ended up spending two days filming the section between the fishing village of Temma and Sandy Cape. The beaches in this area are considered by many to be among the most treacherous in Australia, with numerous patches of quicksand to negotiate. A LandCruiser ute's roofline poking out of the sand on the beach near Sandy Cape didn't exactly fill us with confidence, but we pushed on nonetheless.

With Pete the cameraman satisfied that he had enough footage, we headed up to the infamous Balfour track. This is the first track I have ever come across that actually has a sign up saying 'winches and snorkels required'. It soon became apparent why, with numerous obstacles to overcome such as rock ledges, and large sections of the track submerged under water. Once again, it made for some great recovery sequences.

Our next stop was the picturesque town of Corinna, situated on the banks of the Pieman River at the southern end of the Tarkine wilderness area. A short ferry crossing gets you across this mighty river, and




> A well set up fourby is a must on Tassie's west coast



> The beach at St Helens



> Montezuma Falls



> The view from Cape Tourville on the Freycinet Peninsula



> Dunc the flying chef – every camp kitchen should have one

we proceeded down to Granville Harbour. From here it was mostly low range work as we headed up the coast to Pieman Heads. By this stage, I was really starting to understand why the west coast of Tasmania is one of Pat's favourite 4WD destinations. The drive up to Pieman Heads provides some stunning scenery and challenging driving. The buttongrass plains can be particularly difficult to traverse, with numerous bog holes to negotiate. With winch anchor points few and far between, it is advisable that this track only be attempted by well set up vehicles, with at least three in the convoy.

We camped that night at the heads, where Dunc the flying chef cooked up a magnificent pork belly dish in the camp oven, despite some pretty ordinary weather conditions. The next morning we headed back down the track and onto the town of Strahan where an abundance of activities are on offer. Fishing, kayaking, quad bike riding and boat trips up the spectacular Gordon River are just a few of the attractions.

Our final destination for the first episode on Tasmania was Montezuma Falls. These are amongst the highest in the state, and are only accessible by 4WD or on foot.



> The best camp oven meal I have ever eaten. Check out mr4x4.com.au for the recipe

The track is very slow going in places with numerous washouts and rocky sections, but it's well worth the effort for the spectacular view of the falls at the end.

Leaving the western side of the state, we headed east where numerous other attractions awaited us. The breathtaking Freycinet Peninsula, Bay of Fires and the sand dunes at St Helens were just some of the locations



> The trout can't read the signs, so why should the bloke who's trying to catch them pay any attention



> A Tasmanian Devil



> Priscilla... the happiest pig in Tasmania

we were headed to. And what of Priscilla the beer drinking pig you may ask? Well you'll just have to tune into the show and see for yourself.

Tasmania really is the ultimate 4WD destination and I guarantee you'll want to head there after seeing the show.

Pat Callinan's 4X4 Adventures screens on the Ten and Southern Cross Ten networks at midday on Sunday from mid January. For screening dates and your chance to win over \$30,000 in 4WD gear, go to mr4x4.com.au

Mr Swagman Swags

The west coast of Tasmania is renowned for unpredictable weather. The area receives an average annual rainfall of 2400mm, almost four times that of the state's capital, Hobart. Strong winds off the southern ocean batter the coastline, so good preparation is essential for a comfortable trip. I'm a firm believer that there is no such thing as bad weather, it's poor equipment that will make you miserable. Given we were there in October, treacherous conditions were unlikely, but we had to be prepared for them just in case. With this in mind, I thought it would be timely to upgrade to a new swag.

A brand I had heard a number of good reports on was the Mr Swagman range. These swags are designed and distributed by renowned 4WD journalist Mark Allen. Mark has worked as a technical correspondent for numerous publications including Overlander 4WD and Australian 4WD Action. His job involves spending a lot of time in the bush, and he has used these years of in the field experience to come up with a feature packed line of swags. A variety of models are available, including a budget range, but for our Tassie adventure I was keen to try out one of the deluxe models.

The first thing you notice with this swag is the overall robustness of it. Built in Australia using 15oz rip stop canvas, the swag feels like it could withstand a grizzly bear attack. The next thing to impress is the ease of set up. Shot-corded thick walled aluminium poles support the swag at either end, and one peg at each end tensions it.



And that's all... you're ready for a good night's sleep.

A full length canvas/mesh cover forms the top of the swag and provides the main entry point. However, a second entry point is also provided at the head end. This proved extremely useful during a storm, where I was able to access the swag without any rain getting onto my sleeping bag!

The swag is equally suited to warm climates, as the canvas on the top, head and feet ends can all be unzipped to reveal quality insect mesh. Additional canvas flaps are placed at the side and head end, which act as boot covers. Inside the swag you'll find a comfortable egg-crate style high-density mattress, along with storage pockets for small items such as a wallet, keys and torch.

My swag was also supplied with an optional roll up canvas storage bag, which doubles as a ground sheet. The whole set up worked brilliantly, and was extremely comfortable, warm and dry. I didn't get to test my grizzly bear theory, but it certainly kept the Tassie Devils out.

For more information, check out the website www.mrswagman.com.au

New Apparel Items

Over the last few months, ARB has introduced a number of new apparel items into our ever-expanding range including shirts and headwear.



The Expedition shirt is a stylish yet functional garment that was designed with 4WDers in mind. Its intricate yet subtle white check pattern gives it a modern look, yet the durable material is practical enough to suit outdoor conditions.

Manufactured from heavy duty poly cotton, the Expedition shirt features a mesh vent opening in the back and under the sleeves for maximum breathability, and the sleeves are designed to be easily rolled up and secured when the weather heats up. Available in sizes S to 5XL, a box pleat down the spine allows for ease of movement to ensure comfort. Twin chest pockets secured with Velcro tabs mean you can easily carry essential items, and an additional small top pocket is ideal for storing a pen or pencil. And forget about fumbling around doing your buttons up in the morning, as the shirt features stylish and durable stud buttons.

The new Unstoppable 4x4 Traction tee is a casual, comfortable top that has been inspired by our leading Air Locker brand. Made from 100% combed cotton for a soft feel, it is suitable for all types of conditions both in the bush and in the city. The perfect addition to your summer wardrobe, the Traction tee is available in both blue and brown, with sizes from S to 3XL.

Two new pieces of headwear are also available, a cap for the sunny, warmer months, and a beanie for the rest of the year. The Adrenalin cap will effectively protect your head and face from the hot sun and employs a bold colouring scheme and unique design that will appeal to 4WDers. An embossed metal ARB buckle at the back means it can be altered for different head sizes and the sweatband around the inside rim will provide additional comfort.

The Summit beanie utilises a simple, yet effective design and is perfect for when winter sets in. With a thinsulate lined interior and wool exterior, the beanie is sure to keep your head toasty warm during cold winter days or a night out under the stars. Stretching to fit over a range of head sizes, it is small enough to throw in your bag 'just in case' on your next trip away.

So when you're down at your local ARB store or distributor, don't forget to check out these new items, along with the rest of our apparel range.

Expedition shirt > Contact ARB for part numbers
Unstoppable tee > Contact ARB for part numbers
Adrenalin cap > Part no: 217239
Summit beanie > Part no: 217246

OLD MAN EMU STUBBY HOLDERS

To keep your cool drinks as cold as possible this summer, you can't go past the latest Old Man Emu stubby holder. With a sleek new design that incorporates the innovative new Emulation logo, it features heavy duty stitching and is made from tough neoprene to keep your beverage insulated. Ideal for both chilling out at home or exploring the great outdoors, this new stubby holder can be purchased along with other promotional items from ARB stores around the world.



Part no: 217228

Danny filming in the Malaysian jungle

4wd TV & YOUR4X4 - Driving into 2010

Simon Christie, the host and director of 4wd TV, has been a passionate four wheel driver for well over 20 years. Starting with a modified LJ50 Suzuki, and progressing to his current ride, an amazing 400hp custom built FJ40 LandCruiser, Simon's experiences have spanned all aspects of the popular 4WD lifestyle. Whether it is camping and touring through remote areas or competing in extreme 4WD motor sport, Simon has always approached his off roading with an enthusiasm and vigour equalled only by his passion for positively promoting four wheel driving.


In 2004 this passion saw Simon and his wife Miranda launch the exciting 4wd TV, Australia's first dedicated 4x4 television show. Within a few short months the popularity and success of the program saw it winning numerous awards, and a few years later it was airing nationally in Australia via a combination of community and satellite TV stations, as well as in New Zealand. Five years on, 4wd TV is heralded as one of the most resilient and highly supported programs, and continues to produce an outstanding 40 all new episodes each year.

With 4wd TV covering all aspects of the 4x4 scene from family day trips to extreme 4WD motor sport, the demand for more content was overwhelming, and the opportunity to expand into a dedicated 4x4 touring program was realised with YOUR4X4. Simon enlisted the help of long time friend and fellow 4WD enthusiast, Danny Sparks-Cousins, and together they co-hosted the diverse YOUR4X4, which covered many iconic 4x4 destinations in its first series. This weekly half hour program aired nationally across Australia on Foxtel as well as right across NZ in late 2009, and the second series will commence February 15th 2010, with another ten episodes featuring trips, tracks and destinations that are ideal for every four wheeler.

Looking towards 2010, the big news for 4wd TV came in threes. First up, C31 going digital secured a strong future for both the program and its five full time staff. Secondly, with a local digital station (WTV) in Perth



Simon and his 80 Series



Simon's custom built FJ40

picking up both 4wd TV and YOUR4X4, our western cousins will no longer miss out on all of the amazing action. And thirdly, American cable giant Planet X will commence screening the award winning 4wd TV some time in 2010.

With 2010 looking to be the most successful year to date for this hard working and dedicated production team, thanks must go to the forward thinking sponsors who backed this dream from the start. Many companies like ARB have played a pivotal role in the success of both these programs and their welcomed involvement has included numerous guest appearances from well known characters like Matt Frost, Daniel Bongard, Mark Lowry, Mathew Fenner and Nick Mannell. To back up the strong connection 4wd TV and YOUR4X4 have with ARB, all of Simon and Miranda's three 4WDs and Danny's 80 Series Cruiser run front and rear ARB Air Lockers, ARB compressors, ARB bull bars and more.

For those of you who still haven't seen either of the two weekly TV shows, or for viewers who want to relive the excitement again, stream them by following the links on the websites, or subscribe to the DVDs for just \$50 per ten week series.

For more information and screening times please visit:

www.4wdtv.com.au

www.your4x4.com.au

37

4X4 ACTION >

ARB Cargo Gear Back Pack

Designed especially with the 4WDer in mind, the new back pack is not only a stylish, good looking bag for travel, it is also 'storm proof', so can be loaded on a roof rack or thrown in the back of a ute without your gear inside getting wet.

Complimenting the large and small Cargo Gear bags already available, the new back pack is a handy addition to ARB's range of storage solutions. Incorporating a roll top closure with Velcro and 'sure grip' buckles to create a water resistant seal, the back pack requires no outer zipper. This, combined with PU coated Oxford weave fabric and welded rubber construction, results in a tough, durable pack for all your cargo gear needs.

With padded shoulder straps and back panel for extra comfort, the bag features adjustable waist and chest straps to tailor to individuals and an external elastic strap for easily strapping on a jumper or similar item. With reflective panels for night time visibility, the back packs also come with a uniquely styled ARB Cargo Gear karabiner clip key tag.

Although these bags are storm proof, they are not waterproof if fully submerged and for this reason, ARB recommends that they not be used for transporting electrical items such as computers or cameras when stored outside the vehicle.

Part no: 10100360



Baintech 12V Range



Although roughing it can be part of the fun of travelling, it doesn't mean you have to go without all your luxuries. There is a huge range of 12V accessories available, from portable lights and fridges to electrical equipment, which can be run off the power from your 4WD's second battery. And if you're going to do this, one of these handy power sockets from the Baintech range will make things a lot easier.

Available in single, double or multi combination sockets, you can choose which type suits your individual needs and auxiliary accessories. ARB sells a wide range of Baintech power sockets to work in conjunction with all the main types of sockets from cigarette lighter to merit. This means you can have your ARB Fridge Freezer plugged in the rear of your vehicle, and have an additional socket to power your adventure light once it gets dark.

Easy to fit and available as both surface or flush mount depending on the socket, Baintech provides a range of types to suit most applications so you can choose the one that best suits your needs. This high quality product is fully rated for 12V use and will ensure trouble free power to your DC accessories without the use of adaptors.

Another handy accessory from Baintech that works in conjunction with the power sockets is the Low Voltage Cutout device, which is a fully automatic low voltage battery isolator. This will protect your battery from being discharged below the desirable operating level, therefore providing your batteries with maximum longevity. Once the battery voltage rises back up to over 11V, the unit will automatically allow power back to your DC accessory.

For more information on the full range of Baintech products, drop into your local ARB store and talk to our sales staff.

Please contact ARB for part numbers and pricing.

Toyota Highlander/ Kluger Bull Bar

The Toyota Highlander/Kluger is a capable and dependable SUV that is equally at home in the city or on the dirt. While ARB has not traditionally produced bull bars for these types of vehicles before, due to growing demand, a model for the Highlander/Kluger is now available.

Due to the Highlander/Kluger's relatively lightweight monocoque construction, our engineers were faced with the task of creating a fully featured bar at a relatively reduced weight in comparison to ARB's standard design specifications. Considerable amounts of research and design has resulted in a bull bar that achieves exactly this, but still provides an immense amount of frontal protection for the Kluger. A number of features including a shorter pan depth were integrated into the design to ensure the vehicle could handle the addition without compromising on the bull bar's strength. ARB's multi fold wing design and split pan makes the bar extremely strong and durable, and the vehicle specific design and mounting system maintains correct air bag functionality while ensuring the bar complements the Highlander/Kluger.

Incorporating durable urethane buffers, other features of this bar include large under bar protection panels to protect vulnerable components from off road debris, and provision to mount a range of IPF driving lights. The bar comes standard with recessed indicators which also house optional fog



lights, and twin towing points that are rated for 'on road towing only' due to the lightweight nature of the vehicle's chassis.

For a high quality finish that matches the premium quality of the bar itself, ARB recommends colour coding to suit individual vehicles. This bull bar is available from ARB stores around the country, along with a range of other equipment to suit the Highlander/Kluger including IPF lights, roof load carrying systems and Old Man Emu suspension.

Bar part no: 3256010
Fog light kit part no: 6821201

ARB Sport Camping Chair

Off road travellers, campers and outdoor enthusiasts can now relax in comfort and style with the new ARB Sport camping chair.

Considerable research and testing has been carried out to ensure ARB delivers a comfortable and tough camping chair designed to handle the rigorous demands of 4WDers. Rated to 120kg, the chair is slightly larger than standard models and features extruded aluminium arm rests and a robust alloy-steel frame for long lasting reliability. Locking catches have also been incorporated into the design to deliver additional strength to the frame.

Manufactured from durable nylon Oxford weave material, the chair features a padded seat and backrest for added warmth and comfort. A convenient drink holder pouch and side pocket with Velcro flap is incorporated for storing smaller items like car keys and wallets. The chair also features a mesh magazine pocket located on the rear of the backrest so that all the essentials are in easy reach after a long day on the road.

Folding down to 95cmL x 28cmW x 20cmH, the chair comes with a matching carry bag with shoulder strap for convenient and compact storage. Complete with a two year warranty, this chair is sure to be a favourite around campsites and BBQs.

> Part no: 10500100



Drive 4 Life Fundraising Tour Simpson Desert August 2009

Since Drive 4 Life was established, the group has run tag along fundraising tours each year in the Victorian High Country. This tradition continued in 2009, but numerous requests by past attendees for a tour to a new area saw a fundraiser run in the Simpson Desert.

Drive 4 Life's chosen charity is Northcott Disability Services. Originally established 80 years ago as the NSW Crippled Childrens Society, Northcott provides a wide range of services to the disabled. The quarter of a million dollars raised thus far by Drive 4 Life and their supporters has gone primarily to Northcott's wheelchair loan pool. This part of Northcott provides specialty loan chairs to clients waiting for government help, as well as design and repair work on specialised chairs.

Attendees on Drive 4 Life tours are asked to donate \$1000 (tax deductible) per vehicle directly into a special account at Northcott, thus ensuring that every cent gets to the charity. The running costs of the tours are covered by support from sponsors. ARB has, since the inception of these tours, been the major supporter with a substantial cash injection each year. Another cash supporter is Exclusive Tyres, the importer of Cooper and Mickey Thompson brands. Support is also provided by IGA NSW in the form of supplies for the traditional post event dinner, and Overlander magazine by way of advertising and editorial. 4wd TV usually covers the event, and Hema supplies maps.



The six day Simpson Desert tour was organised principally by David Dennis from ARB Artarmon. David has been involved with Drive 4 Life since its inception, and David's son Ben, a client of Northcott Disability Services, had a strong influence on Drive 4 Life's choice of charity.

Starting and finishing in Birdsville, the tour participants were divided into four groups of roughly a dozen vehicles each. The brief to group leaders was simple; three days out, and three days back. Rough routes were suggested, but the experienced leaders were given some discretion to alter their schedule depending on how their group progressed. All groups travelled well west of Poepell Corner, some as far as the Lone Gum, and at least one group went as far south as the Rig Road.

The flooding that had stopped the Drive 4 Life Wheelies trip (see additional information on the next page) reaching Peoppel Corner in June had subsided to the point where both north and south deviations around Eyre Creek were open. Those groups which used the northern deviation to Stony Crossing were rewarded with a vista of colour. The receding floods had left some of the dune valleys in the greenest and most alive conditions they had been for many years. In stark contrast, the south eastern section of the desert was parched and devoid of plant life. It was obvious that the Rig Road was experiencing little use because the Warburton Crossing remained closed. The clay capped road was well covered in dry, windblown sand, and with no defining marks as to where previous traffic had crested the dunes, it was often a little hit and miss as to which direction to take.

The four groups generally camped separately each night, but a couple met for a communal camp on two or three occasions and a central fire was a feature of each camp. David with his wife Deb in their LandCruiser, and I in mine, roamed outside the groups to act as communicators, and in case of any breakdowns or other issues. The conditions were unusually warm, with mild nights, and the last couple of days brought high winds and dust. Back in Birdsville, the locals were saying, "It will get colder again before it warms up for the summer."


The last 'official' part of the Simpson Desert fundraiser was a dinner and party at the Birdsville Bakery, where many relived the adventures of the previous six days, a few embellishing their stories. Everyone involved reported that they'd thoroughly enjoyed themselves, with some already talking about what would be happening next year.

All the group leaders (who also donate \$1000 per vehicle) need to be thanked for their time, as do all the participants, without whom the tour would not happen. In 2010, Drive 4 Life has decided to run just one fundraiser, in the later half of the year, and in a new area around Corner Country and The Gammon and Flinders Ranges. We will also run another Wheelies trip for some of Northcott's clients.

For more information on Drive 4 Life please visit www.drive4life.com.au

For more information on Northcott Disability Services please visit www.northcott.com.au

Norm Needham



The 2009 'Wheelies' Tour

As mentioned in the article above, the 2009 Wheelies tour saw nine young adults with disabilities embark on the trip of a lifetime when they toured Australia's Outback for the first time as part of an epic 16 day 4WD adventure.

Organised by Drive 4 Life, the tour kicked off from Sydney in May, 2009 and gave the disabled and their carers an opportunity to take part in an experience they would not normally be able to undertake. The group explored barren wilderness and diverse, breathtaking landscapes, beginning at Nyngan in

central western NSW, out to Broken Hill and onto various remote Outback towns such as Birdsville and Innamincka.

Highlights of the tour included traversing Big Red, camping in the Outback, enjoying traditional Outback cuisine and much more. Drive 4 Life founder, Mick Whitehead, led the expedition and said at the completion: "It was so rewarding to be able to share my 4WD passion with these young people who would otherwise never be able to experience the beauty of Australia's landscape in this way."

Xtreme Winch Challenge 2009



The 2009 Xtreme Winch Challenge Series finished in fine form with round three held at 'The Mountain' near Tamworth from the 16th to the 18th of October. The previous two rounds, round one at LandCruiser Mountain Park in February and round two at Seeonee Park in Rockhampton, had all the competitors eagerly looking forward to the final showdown.

Competitors tackled the dry, dusty conditions as they battled around the various stages of the event, enduring all the usual thrills and spills that the Xtreme Winch Challenge brings. Winching stages, wall climbs and high speed runs kept competitors and spectators enthralled as they raced to the end of each stage. It was undoubtedly a success with all involved enjoying a fun and adventure-filled weekend competing and catching up with fellow 4WDers.

At the end of the challenging but exciting competition it was Christian Trusz and Terry Kane who took out the overall series win. Event organiser, David Metcalfe, passed on his thanks to all the sponsors and supporters, and congratulated the competitors, marshalls and all those who assisted with the event on another successful year of 4x4 sport.

The final results of the 2009 Xtreme Winch Challenge are as follows:

- 1st Christian Trusz & Terry Kane**
- 2nd Mark Thomas & Luke Ingram**
- 3rd Jason St John & Greg Ward**

For more information on the 2010 Xtreme Winch Challenge series, visit the website at www.xtreme4x4sport.com.au

> INSIDE ARB

South Australia
AUSTRALIA

ARB Elizabeth

This issue's Inside ARB focuses on ARB Elizabeth, formerly ARB Gawler, which officially opened on the 1st of March, 2009. The store is owned and run by Brad Newham, along with his wife Sue.

Growing up in South Australia, Brad got into off roading at an early age from motor bikes and buggies to various off road racing events. As a youngster he always enjoyed heading out into the bush for a weekend of camping, and gradually developed a passion for 4WDing.

Over the years Brad has accumulated a lot of experience working both in and around 4WDs. While running the roadhouse in Birdsville a number of years ago, he noticed there seemed to be a large quantity of Victorians turning up who required repairs, as a result of not properly maintaining their 4WDs at home. From this he had an idea, so he moved to Melbourne and opened a 4WD service centre, Outback 4WD – his theory being that if he could help these people maintain their vehicles prior to heading off on a long trip, there would be less chance of them breaking down in the middle of nowhere!

Primarily, Outback 4WD specialised in vehicle servicing only, but as demand grew, it started selling a few 4x4 accessories as a bit of a sideline. Gradually this part of the business expanded and after six years it was up to about half and half. At this point Brad made the decision to head back to his home state of SA and open ARB Gawler, which after three years of successful business, outgrew its premises, instigating the move to Elizabeth.

The new Elizabeth store boasts a range of features including a more modern and larger building, a bigger workshop and showroom and better parking and access. It is centrally located in the heart of the Elizabeth shopping district in close proximity to points of interest and public transport, which allows customers to head to the movies, or go shopping nearby while waiting for their vehicles.



As well as stocking the complete range of ARB 4x4 accessories and many other renowned brands, Elizabeth also offers mechanical repairs, vehicle servicing, pre-trip inspections and tyre sales. There's currently six staff working at the store including Brad's wife, Sue, and three mechanics/fitters. Everyone who works at ARB Elizabeth is an experienced 4WDer, so you can be assured that from the person that serves you in the shop, to the guy that's fitting your accessories or working on your vehicle, they have the experience and knowledge to do the job properly. It also means the staff can be on hand to answer any questions you may have about destinations and advice for your next 4x4 adventure.

Brad recently attended the ARB Dealer Conference, which you would have read about earlier on in this newsletter, taking his Nissan Navara demo vehicle to see how it handled in the tough Outback conditions. Brad and Sue also own a 79 Series Troopy, all decked out as a camper so they can head away as often as possible to their favourite off road spots.

As well as heading away with his wife, Brad can often be found on trips with 4x4 Australia Magazine. Last year he headed off to assist with judging 4x4 Australia's annual 4x4 of the Year awards. This was his eighth time involved in the event, and further illustrates his experience and knowledge as a seasoned 4x4 expert.

So if you live in or around Elizabeth, don't forget to drop by and visit Brad and the team for some great products, service and advice.



4X4 ACCESSORIES

HEAD OFFICE: ARB CORPORATION LTD

42-44 Garden Street, Kilsyth, Victoria 3137 Australia Tel: +61 3 9761 6622 Fax: +61 3 9761 6807 Web: www.arb.com.au Email: exports@arb.com.au